

Experimentální **A**nalýza **N**apětí **2005**

THE SPECIAL INSTRUMENTS FOR ANALYSIS THE RANDOM SIGNALS IN INDUSTRIAL CONDITIONS

ŠPECIÁLNE ZARIADENIA K ROZBORU NÁHODNÉHO SIGNÁLU V PREVÁDZKOVÝCH PODMIENKACH

Miroslav Kopecky¹, Jan Vavro²

Keywords

Fatigue, strength reliability, random loading, probability density, statistical moment.

Abstract

The methods described in this paper are the ways to reach the solution goals with the maximum use of computer technology. A practical example of loading system analysis is presented which demonstrates use the special instrument to measurement of distribution the force and torsion moment in cardan-joint for control purposes and uses the special instrument to generally measurement of distribution random loading parameter.

The application of this methodology shortens knowledge of the time to failure of mobile machine components and contributes to the safety and economy of mechanical systems. The results of its application would be presented to mobile facility elements.

Introduction

A characteristic feature of new trends in development of new aggregates of mobile machinery is a continuous increase in manufacturing and operating costs.

Simultaneously, transmitted outputs are also higher and a sufficient reliability has to be maintained. There is a tendency towards a higher use of materials, i.e. a relatively higher stress on particular parts of the aggregate. At the same time, a real safety of operation against the maximum admissible stress decreases.

In some transportation machinery and equipment, or their elements, as e.g.. transmission groups, gear transmissions, also in tower cranes and others, the problem of strength reliability is, due to the present day, regulations conditioned by a fatigue process and by knowledge of a vibration conditions.

Random operational loading creates a stochastic process of excitation forces. A successful reproduction of the response of this random loading depends on the technical facilities.

¹ Prof. Miroslav KOPECKÝ, Ph.D., *Full Professor of Applied Mechanics*

² Associate Prof. Jan VAVRO, Ph.D., *Associate Professor of Applied Mechanics*

Faculty of Industrial Technologies – TnUAD, Puchov,
I.Kraska 491/30-Kolonka, SK-020 01 Puchov, Slovakia.

E-mail: mirkopecky@inmail.sk

The ways how to reach the solution goals

1. Transmission groups

The use of loading data from rotating machinery to determine machine health has a long history. It is intended to show how to get and interpret good results from analyses, with particular reference to points, which arise in transmission systems, applications.

Two major difficulties occur in performing this system:

- since the values of forces and moments cannot be directly measured, they are inferred from strain measuring of the cardan shaft, foil strain gauges are used,
- however they are only the pure data in a research laboratory, and it would be very interesting to compare them with the data obtained on actual mobile machine wheel-type tractor.

The outward appearance of the load cell, which is designed for specific measuring of the pure cardan-joint characteristic, as shown in Fig. 1.

The load cells are installed on the cardan-joint for measuring the timing values of torsion moment. They are also installed on the cardan-joint of the axle caster, as well as, of the axle casing for measuring the timing values of exit torsion moment, (Vavro 2001).

The signals generated from the load cells are put into the digital data memory mounted in the laboratory or e.g. in the wheel-type of tractor. The signal will be subject to interference correction, operation and co-ordinate conversion and will be put into memory. We have obtained satisfactory data from the experimental carried out with a special note on maximum force and torsion moment.

We think it would be quite interesting to carry out analysis of wheel-type of tractor movements with four load cells installed in each of the cardan-joint.

They are found from this experiment, that the load cells and the digital data memory combines to provide very useful data to promote the performance of the wheel-type tractor and the gearing system, and will contribute greatly to the development of new products of mobile machine and gearing system.

The districted torsion moment parameters by measuring instrument as for the timing values of exit torsion moment are shown in Fig. 2.

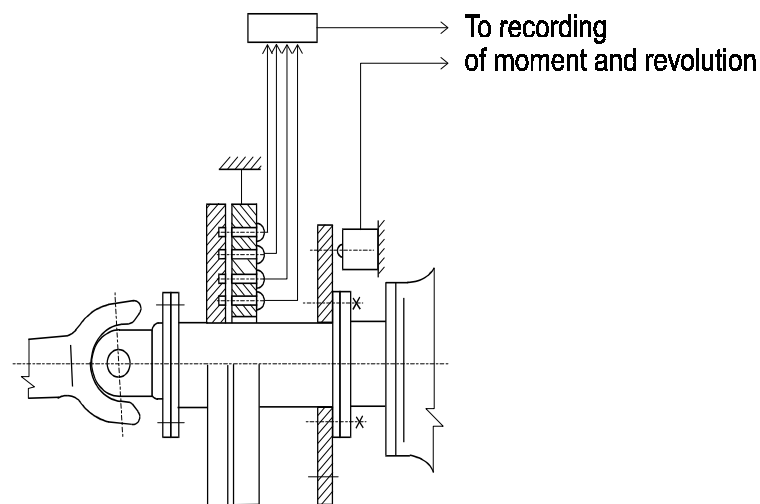


Figure 1. Schematic drawing of specific measuring instrument

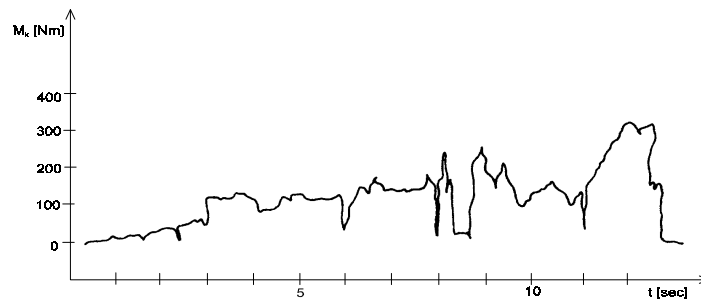


Figure 2. Drawing distributed exit torsion moment for the timing values

The detail view on the specific measuring instrument is shown in Fig. 3 and Fig. 4.




Figure 3. The general view on the specific measuring instrument




Figure 4. The detail view on the specific measuring instrument

This system control has been conceived independently of climatic conditions. Prototype wheel-type tractor or transmission system of mobile machine can be more closely evaluated.

2. Tower cranes

The principle measurement of random signals is made by the special measuring instrument. The substance of construction makes up the mechanical gauge connected with the indicator. The instrument works together with photocell, which takes effect to start of the recording equipment. The instrument can be installed on the critical points of the tower cranes, as shown in Fig. 5. The detail views on the specific measuring instrument shown in Fig. 6. Long-time tests can be run independently from climatic conditions. Very valuable results of experimental tests of the construction make for recording of signals of random loads under long-time operating state to render possible the special measuring instrument.



Fig. 5. The general view on the specific measuring instrument




Figure 6. The detail view of the specific measuring instrument

Analysis and solution

The signal of response may be analysed by statistical characteristic of stochastic function. The output data expressing one of the statistical characteristic of loading in a graphical way. The dependence between random loads and life, N_f , of components must be completed by a variable, $R(N_f)$, which expresses digital guarantee in the probability form. Parameter distribution may be expressed as

$$R(N_f) = \exp. - (N_f - N_{\min} / N_{\text{sig}} - N_{\min})^k \quad (1)$$

where: N_{\min} is a minimum of the longevity,
 N_{sig} is a modal value of the longevity,
 k is a parameter of distribution

The determinations of the parameters of this distribution are achieved by the moments of function numerically, (Kopecky 1994).

Results of the measurement of torsion moment have expressed the statistical curve, as shown in Fig. 7.

Results of the measurement of tower crane have expressed the reduced fatigue curve, as shown in Fig. 8.

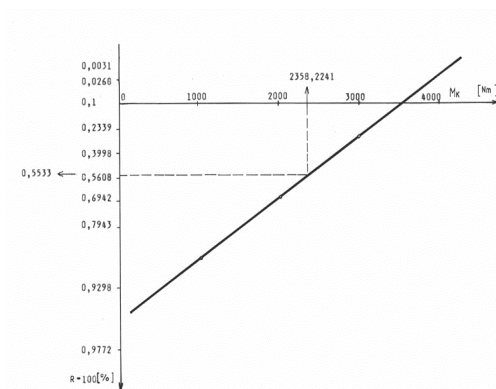


Figure 7. Statistical curve for wheel-type tractor

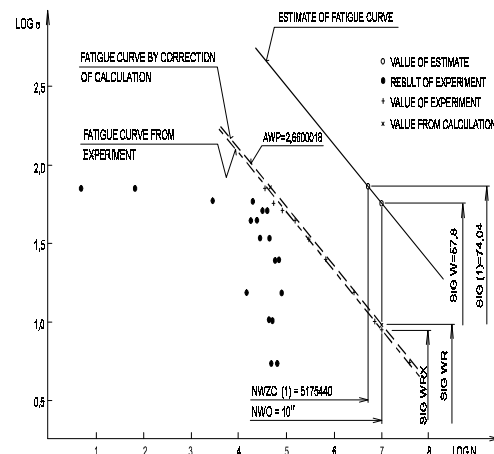


Fig. 8 Fatigue curve reduced for tower crane

The values of functions $B(k)$, $C(k)$ and $D(k)$, are introduced for the practical application in Eq.(1) for variables $1/k$.

With parameters of distribution, we may define the result by the statistical curve of longevity, which in a form of probability characterised the longevity form Eq.(1):

$$\ln (-\ln R (N_f)) = k [\ln (N_f - a) - \ln b + \ln \ln e] \quad (2)$$

Conclusion

The applications of these methods, which this paper will be showed, have been made upon the special-purpose machine in a laboratory and in industrial conditions directly.

This system control has been conceived independently of climatic conditions. Conditions can be exactly reproduced to compare and to evaluate new designs or redesigns and good approximation to system control was expected and achieved.

Acknowledgements

The authors expressed their thanks to Slovak Agency for Research and Science for its support of this work (grant 1/2081/05).

References

- [1] Kopecky, M. and Peslova, F. (1996) "Assessment methodology of elements and constructions reliability criteria for mobile machines and equipment". In: ISTLI special publication No.2: *Teaching and Education in Fracture and Fatigue*, pp.325-330.
- [2] Kopecky, M.: (1993) "*Life assessment of some load-carrying machine components for transportation*". In: Structural Safety, vol.12, pp. 145-149, Elsevier Science Publishers, The Netherlands.
- [3] Letko, I.; Bokuvka, O.; Nicoletto, G.; Janousek, M. and Palcek, P. (1994) "*Fatigue resistance of two tool steel*". In: 11th Danubia-Adria Symposium on Experimental Methods in Solid Mechanics, Baden, Austria, pp. 139-140.
- [4] Vavro J., Hajska H., Skulec M., Kostial P., Svecova Z. (2001) "*The either frequencies disk for the tyres*". In: 13th international "Slovak rubber conference", CD-ROM, Puchov, Slovakia.